

Bronze & Brass Valves

JIS 5K/10K, ASME Class 125/150/300, KITZ Type 100/125/150/300/400/600



CLASS 125

BRONZE SWING CHECK VALVE

Screwed cap, Swing type disc,
Threaded ends to BS21 (JIS B0203) or NPT,
or solder joint ends

W.O.G. non-shock 1.38 MPa (200 psi), Saturated steam pressure 0.86 MPa (125 psi)



Fig. R

• Threaded end to BS21 (JIS B0203)

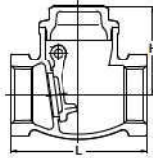
Fig. AKR

• Threaded end to ASME B1.20.1



Fig. CR

• Solder joint ends to JIS B2011 / ASME B16.18 (2 1/2 & 3)



Materials

Parts	Material
Body	Bronze
Cap	Brass/Bronze*
Hinge pin	Brass
Disc	Brass/Bronze*

*Size 4 only

⚠ Solder joint end valves should not be used in service where the temperature of the line fluid is higher than the softening point of the solder.

⚠ Do not use for flammable gas or toxic gas.

Dimensions

Nominal Size	Inch	3/8	1/2	3/4	1	1 1/4	1 1/2	2	2 1/2	3	4	mm
	mm	10	15	20	25	32	40	50	65	80	100	
L		53	60	70	80	92	102	122	150	165	195	
L1 Solder		56	67	89	104	120	134	164	193	213		
H		39	39	45	52	62	67	79	91	102	119	

CLASS 125

BRONZE Y-PATTERN SWING CHECK VALVE

Screwed cap, Swing type disc,
Threaded ends to BS21 (JIS B0203)

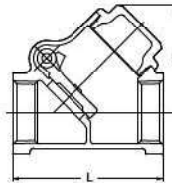
W.O.G. non-shock 1.38 MPa (200 psi), Saturated steam pressure 0.86 MPa (125 psi)



Fig. YR*

• Threaded end to BS21 (JIS B0203)

*Taper pipe threads for connection shall refer to JIS B0203 standards, while the length of useful threads and the positions of gauge planes are built on KITZ standard. (size 1/2 & larger)



Materials

Parts	Material
Body	Bronze
Cap	Brass
Hinge pin	Copper
Disc	Bronze

⚠ Do not use for flammable gas or toxic gas.

Dimensions

Nominal Size	Inch	3/8	1/2	3/4	1	1 1/4	1 1/2	2	mm
	mm	10	15	20	25	32	40	50	
L		54	56	70	80	95	110	128	
H		40	40	49	58	71	80	95	

CLASS 150

BRONZE LIFT CHECK VALVE

Screwed cap, Lift type disc,
Threaded ends to BS21 (JIS B0203) or NPT,
or solder joint ends

W.O.G. non-shock 1.72 MPa (250 psi)



Fig. RF

• Threaded end to BS21 (JIS B0203)
• NBR Disc

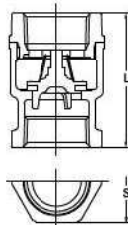
Fig. AKAF

• Threaded end to ASME B1.20.1
• FKM Disc



Fig. CAF

• Solder joint ends to ASME B16.18
• FKM Disc



Materials

Parts	Material
Body	Bronze
Cap	Bronze
Disc	NBR/FKM*

*AKAF & CAF

⚠ Solder joint end valves should not be used in service where the temperature of the line fluid is higher than the softening point of the solder.

⚠ Do not use for flammable gas or toxic gas.

Dimensions

Nominal Size	Inch	1/2	3/4	1	1 1/4	1 1/2	2	mm
	mm	15	20	25	32	40	50	
L		53	59	67	78	84	98	
L1 Solder		61	76	89	97	110	132	
S (AKAF)		26	32	39	48	54	67	
S (RF)		28	34	41	50	57	70	