

Cast Iron Valves

JIS 5K/10K, Class 125



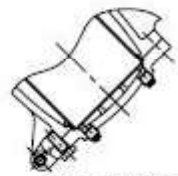
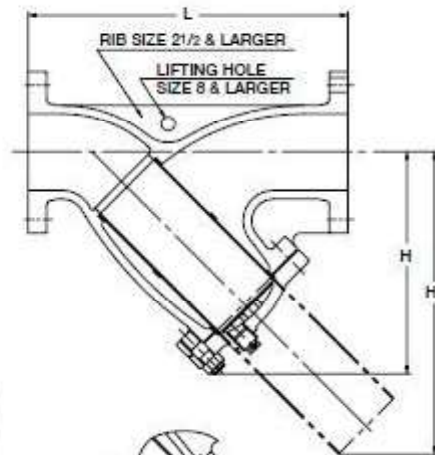
10K

IRON Y-PATTERN STRAINER

Bolted cover, Y-pattern body, Punched stainless steel plate screen.

120°C Non-shock water 1.37MPa, 120°C Water, oil, air 0.98MPa
120°C Gas 0.20MPa, Saturated steam 0.69MPa

Fig. 10FCY



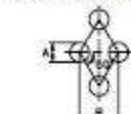
SIZE 8 & LARGER



FOR SIZE 1 1/2 ONLY



UP TO SIZE 1 1/4



HOLE SIZE OF SCREEN

Materials

Parts	Material	JIS Spec.
Body	Cast Iron	FC200
Cap 3/8 to 1 1/2	Brass	C3771BE
Cover 2 & larger	Cast Iron	FC200
Screen	Stainless Steel	SUS304
Gasket	Asbestos-free	
Cover bolt/nut	Carbon Steel	SS400
Plug 1 1/2 to 6	Stainless Steel	SUS304

Screen dimensions

Valve Size	A	P
3/8 to 2	1.4ø	2.4mm
2 1/2 to 5	1.5ø	2.5mm
6 & 8	3.0ø	5.0mm
10 & 14	5.0ø	7.0mm

Design Specifications

Items	
Shell wall thickness and general valve design	KITZ Standard
Face-to-face dimensions End-to-end dimensions	KITZ Standard
End flange dimensions Gasket contact facing	JIS B2239 10K

Strainer dimensions

Valve Size	mm																
	inch	3/8	1/2	3/4	1	1 1/4	1 1/2	2	2 1/2	3	4	5	6	8	10	12	14
L Face-to-face		115	125	140	150	170	190	230	305	360	415	465	515	580	680	800	950
H Height		46	57	63	77	90	100	127	208	237	280	325	370	457	536	625	741
H1		64	82	91	114	134	146	173	289	335	388	446	497	643	768	893	1047